


**Art Lesson Plans**  
**April 20th - 24th**

**Kindergarten and 1st Grade**

Mrs. Baiert's story for the week:  
*What if Everybody Did That?* By: Ellen Javernick

[\*\*MRS. BAIERL'S STORY\*\*](#)

**Project Possibilities ~ choose 1**

	<p>How to draw Earth ~ Art Hub for Kids Video on YouTube</p> <p align="center"><a href="#"><b>EARTH DAY VIDEO</b></a></p>
---	---

EARTH DAY ~ Color by number

[\*\*COLOR BY NUMBER\*\*](#)

<p>Design a t-shirt for EARTH DAY</p>	
---	---

[\*\*T SHIRT DESIGN\*\*](#)

	<p>LEGO project boards in honor of EARTH DAY</p>
---	--

[\*\*LEGO BOARDS\*\*](#)

**2nd Grade - 5th Grade**

**Art Prompts**

Your job is to choose at least one activity from the choice board below  
[or you can choose a different activity from one of the past weeks.]  
Feel free to do more if you would like.


Take a picture of your drawing (and I would love if you were in the photo too) and submit to my Weebly Art page OR you can send to Mrs. Baiert directly at [Mandy.Baiert@imageschools.org](mailto:Mandy.Baiert@imageschools.org).

<b>POP Art Project</b>	
Use the attached to create your POP Art Project. Pattern Ideas Included.	

	<p align="center"><b>POP ART RESOURCE AND PATTERN IDEAS</b></p> <p align="center"><a href="#"><b>POP ART IDEAS</b></a></p>
---	--

Drawing projects from Art for Kids  
Hub

Click on each one to take you to this website.


<p align="center">How to draw Earth as a Heart</p> <p align="center"><a href="#"><b>ART HUB HEART</b></a></p>	
---	---

	<p align="center"><b>How to draw 'Earth Day'</b></p> <p align="center"><a href="#"><b>EARTH DAY ART HUB</b></a></p>
--	---

<b>LEGO Project</b>
In honor of Earth Day, this week I challenge you to build a lego animal. Then I want you to draw that animal 'in Legos'. Take a photo of you, your Lego creation, and your artwork to share with me.

[\*\*LEGO IDEAS\*\*](#)

**Family Projects**

	<p align="center">Option 1: double circles</p> <p align="center"><a href="#"><b>DRAWING 3_00</b></a></p>
---	--

<p align="center">Option 2: perspective square</p> <p align="center"><a href="#"><b>DRAWING_PERSPECTIVE</b></a></p>	
---	---

Hey parents, now that we are in this for the duration, I thought I would share something fun for you too! Just click on the link below.

[\*\*FUN COLORING FOR THE PARENTS\*\*](#)

**Earth Day Project**

**Sun and Moon using  
Warm and Cool Colors**

See the attachment for instructions for this project. Since this one is a little more 'involved' this one can count for 2 weeks.

<p align="center"><a href="#"><b>SUN AND MOON INSTRUCTIONS</b></a></p>	
--	---

Drawing Practice Projects... FOR FUN  
If you still have some time to create

**ECHO Drawing**

[\*\*ECHO DRAWING\\_B2\*\*](#)

[\*\*ECHO DRAWING\\_C1\*\*](#)