

Another design from the book I am illustrating for my brother.



Elementary Art Lesson Plans Week of: April 27 - May 1st

The theme for this week, being that it is the end of April and beginning of May, is *April Showers Bring May Flowers*. I hope that you find a project you would like to create. I have given lots of different ideas ~ happy creating!



Choose **at least ONE activity** from your grade level on the choice board below
Feel free to do more if you would like.

Take a picture of your drawing (and I would love if you were in the photo too) and submit to my Weebly Art page
OR you can send to Mrs. Baierl directly at Mandy.Baierl@imagineschools.org

Kindergarten and First Grade Project Ideas Board

Remember you only have to choose 1 activity

Mrs. Baierl's story for the week: This week's story doesn't have any pictures, so you will need to use your mind to think about what this story would look like if it had pictures. Click below to hear the story.

THE LITTLE UMBRELLA

Design your own umbrella

Use the link below to design your own umbrella picture ~ make sure to add fun details and designs to make it your own!



UMBRELLA OUTLINE



Design your own rubber boots

Use the link below to design your own RAIN BOOTS.

RAIN BOOTS

Design your own rain jacket

Use the link below to design your own RAIN JACKET.




RAIN JACKET

Lego Challenge ~
see the directions for creating an umbrella
in the 2-5 choice area.

2nd - 5th grade Project Ideas Board

Design your own umbrella

Use the step by step guides to draw your own umbrella picture. Then add in fun details and designs to make it your own!
Take a look at my example below.



SAMPLE 1

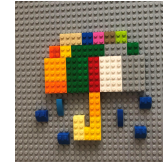
SAMPLE 2

Mrs. Baierl's EXAMPLE:



LEGO Art Project

This week your challenge is to create your own umbrella. The one below was submitted to me by one of my 1st graders. Once you have created it with Legos, your next challenge, (should you choose to accept) is to then draw it for me. I can't wait to see what you create!




Step by Step drawings:

Windy Day



WINDY DAY

Umbrella Puddle Play




PUDDLE PLAY

Earth Day Project (from last week)

Sun and Moon using Warm and Cool Colors

For those of you that started this one last week and you would like this to count for the 2 weeks, just send me a photo of your final project this week.

SUN AND MOON INSTRUCTIONS



Parent's Corner

For those of you who need a moment ~ while your kiddos are working on their projects, this is for you! Studies have shown that coloring can be very calming!



PARENT 1

PARENT 2

PARENT 3

PARENT 4