



Elementary Art Lesson Plans Week of: May 4th - May 8th

The theme for this week, will be different kinds of insects. It is Springtime afterall!
I hope that you find a project you would like to work on. I have given lots of different ideas ~ happy creating!



Choose **at least ONE activity** from your grade level on the choice board below
Feel free to do more if you would like.

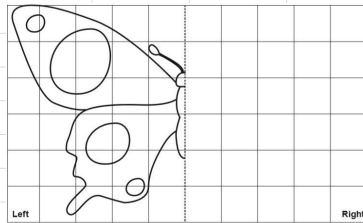
Take a picture of your drawing (and I would love if you were in the photo too) and submit to my Weebly Art page
OR you can send to Mrs. Baierl directly at Mandy.Baierl@imagineschools.org

Kindergarten and First Grade Project Ideas Board

*Remember you only have to choose 1 activity *

SYMMETRICAL BUTTERFLY

Print out the butterfly and finish the otherside. Color it when you are finished.



HIDDEN PICTURE



Print out the hidden picture, then color by number to see what is hiding.

Lego Challenge ~
see the directions for creating an insect in the 2-5 choice area.



Draw an Insect

Draw and color your favorite insect for me. Make sure you draw it nice and big.

2nd - 5th grade Project Ideas Board

Design your own insect

For this activity you will create your own insect.
You must include:
HEAD * THORAX * ABDOMEN * ANTENNAE
6 LEGS * Will it have WINGS?



Don't forget to color your picture after you have drawn it.

Build a Bug

Use the bug parts in the link below to 'Build' your own bug. There is an option to use dice for this and "Roll a Bug," but you can just ignore that part if you want to just use the ideas for your bug...

BUILD A BUG

Symmetrical Bug Drawings

GRASSHOPPER


LADYBUG

Drawing Prompts

- Draw a butterfly eating a steak.
- Draw a dragonfly breathing rainbows.
- Draw a bee sipping on a milkshake.
- Draw a ladybug lifting weights


LEGO Art Challenge

This week your challenge is to create your own insect. Once you have created it with Legos, your next challenge, (should you choose to accept) is to then draw it for me. Don't forget to send me a photo of your creation (and you). I can't wait to see what you create!



Step by Step drawings:

Praying Mantis



PRAYING MANTIS

Dragonfly



DRAGONFLY

Draw a Realistic Bee

Click on the link below to take you to the Art For Kids Hub YouTube video

ARTHUR BEE



Parent's Corner

For those of you who need a moment ~ while your kiddos are working on their projects, this is for you! Studies have shown that coloring can be very calming! Feel free to share your masterpieces with me too!!



BEE

BUTTERFLIES

LADYBUG

BUTTERFLY